

INGEAR.NET License Activation

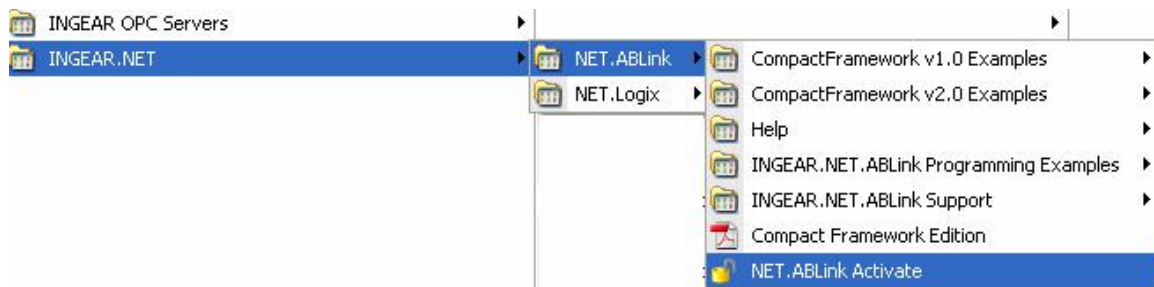
How to locate the INGEAR.NET Machine Key ID

This document explains how to locate the INGEAR.NET driver license Machine Key ID.

In this example we'll use the INGEAR NET.ABLink. However, the same procedure will apply to all other INGEAR .NET Drivers.

Install the INGEAR .NET Driver software on your computer

Select *Start | Programs | INGEAR.NET | NET.ABLink | NET.ABLink Activate*.



Enter registration information

This will display the License Registration dialog box

A screenshot of the 'Enter Registration Information - INGEAR.NET.ABLink' dialog box. It contains the following fields and buttons:

- Name: Joe [] User
- Organization: My Automation Co
- Serial Number: NABLDL VCXW2 NCXY2 OR387 QNTUU
- Buttons: More >>, Register, Don't Register, Remind Me Later
- Links: [Read our Privacy Policy](#), [I already have a license](#)

Enter your **Name**, **Organization** and **Serial Number** then click the **Register** button

Activation Required Dialog


Select **Activate by email or phone**, then click the **Continue** button.

INGEAR.NET License Activation

Activation Required

Days Left

9



Support Url
<http://helpdesk.ingeardrivers.com>

Support Email
sales@ingeardrivers.com

Support Phone
610.935.8282

Activation Required

Activation is required to register this product. Once a license has been activated on a computer, it cannot be used on another machine. By activating this license you will lock it to the current machine.

Activating will lock the license to the current machine. If you want to activate on a different machine you will need to run the activation process from there.

Activate online

Activate by email or phone

Continue without activation

Continue


WARNING: This computer program is protected by copyright law and international treaties. Circumvention of any copy protection scheme may result in severe civil and criminal penalties, and will be prosecuted to the maximum extent possible under the law.

Activation Required (cont'd)

Activation Required

Days Left

9



Support Url
<http://helpdesk.ingeardrivers.com>

Support Email
sales@ingeardrivers.com

Support Phone
610.935.8282

Activation Required

You will need to contact support at the email address or phone number shown to the left and provide following information. They will provide further instructions on how to activate your license.

Serial Number
N&BLDL-VCXW2-NCXY2-OR387-QNTUU

Machine Key
94-02090986-20300

Unlock Code

Copy To Clipboard Copy To Email << Back Continue

WARNING: This computer program is protected by copyright law and international treaties. Circumvention of any copy protection scheme may result in severe civil and criminal penalties, and will be prosecuted to the maximum extent possible under the law.

The **Machine Key ID** is the sequence of numbers located below the **Serial Number**

INGEAR.NET License Activation

You can contact our sales desk Monday – Friday (8:30AM – 5:30PM Eastern Time US)

Toll Free: 1.866.935.7979 (US/Canada)

Telephone: 1.610.935.8282

Provide the following information:

- **Machine Key**
- **Serial Number** (this was provided to you when you purchased the software)

After verification, our sales desk will provide you with the **Unlock Code**.

Enter the **Unlock Code**, and click the **Continue** button

Activate from the Web

Visit our on-line activation form register.ingeardrivers.com
